

- ✓ Tough
- ✓ Durable
- ✓ Strong
- ✓ Wide Range
- ✓ Versatile
- ✓ Low Maintenance
- ✓ Environmentally Friendly

Recycled Composite Furniture

Recycled Composite Furniture products are the no maintenance, sustainable and cost-effective alternative to using traditional materials such as concrete, steel and wood.



Ever lasting



Non absorbing



Recycled



Weather proof

T: 01646 682350
W: www.recycledcompositefurniture.co.uk
E: info@recycledcompositefurniture.co.uk

Units 9-10 Poolman Court, London Road Industrial Estate,
Pembroke Dock, Pembrokeshire, SA72 4RZ



LIMITED

RCF Product Range- LUMBER

See individual products for available colours



Jet Black



Earth Brown

✓ Tough ✓ Durable ✓ Strong ✓ Wide Range

✓ Versatile ✓ Environmentally Friendly ✓ Low Maintenance

Product		Code	Dimensions (mm)	Max Length (mm)	Unit Weight (kg)	Pallen Quantity	Black	Brown
Rectangular		RS019133	20 x 100	1800	3.33	250	✓	✓*
		RS016000	30 x 100	3100	8.13	200	✓	✓
		RS016027	30 x 150	3100	12.19	150	✓	✓*
		RS016007	40 x 100	3100	10.84	200	✓	✓
		RS016028	50 x 100	3100	13.54	150	✓	✓
		RS019360	50 x 120	3100	17.27	90	✓	✓*
		RS016034	75 x 150	3100	30.49	50	✓	✓
		RS016024	75 x 225	3100	45.71	450	✓	✓*
Square		RS016005	35 square	3150	3.91	300	✓	✓*
		RS016002	50 square	3100	6.77	300	✓	✓
		RS016003	60 square	3100	9.80	200	✓	✓
		RS016057	75 square	3100	15.50	100	✓	✓*
		RS016025	80 square	3100	17.41	100	✓	✓
		RS016039	100 square	3100	27.09	75	✓	✓
Taper		RS016093	40/65 x 50	3100	7.12	300	✓	✓
		RS016549	45/55 x 150	3100	19.99	100	✓	✓
Round		RS016088	60 diameter	3100	7.65	200	✓	✓*
		RS016314	80 diameter	3100	13.39	100	✓	✓*
		RS016246	100 diameter	3100	20.25	70	✓	✓*
		RS016315	120 diameter	3100	30.62	50	✓	✓*
		RS016243	200 diameter	1700	39.10	20	✓	✓*
Decking		RS016666	40 x 150	3150	16.22	120	✓	✓
Signage Posts		RS016001	80 square	1220	6.72	100	✓	✓*
		RS016008	80 square	1350	7.44	100	✓	✓*
		RS0160425	80 square	1500	8.26	100	✓	✓*
		RS016419	80 diameter	1350	5.27	100	✓	✓*

* Manufactured to order

RCF Product Range- LUMBER

The possibilities are endless ... as is the life span of RCF recycled lumber.

RCF high performance lumber is a realistic and sustainable alternative to traditional hardwood. Our eco friendly lumber will not leach chemicals into the environment, it does not need preserving prior to installation and is 100% recycled and fully recyclable.

Our recycled plastic lumber will not rot, splinter, crack or degrade with age. Unlike conventional wooden decking or lumber, RCF does not need annual maintenance, staining or painting and it can be used as an environmentally supportive direct substitute for wood, concrete or steel sections.

RCF recycled plastic lumber provides long lasting solutions for boardwalks, cycle ways, staging, fishing ponds, flood barriers, fencing, furniture and structures which are located in wet, harsh or damp environments.

See individual products for available colours



Jet Black



Earth Brown

✓ Tough

✓ Durable

✓ Strong

✓ Wide Range

✓ Versatile

✓ Environmentally Friendly

✓ Low Maintenance



Square posts are available with bevel top, bevel finish may be machined or moulded. All dimensions are subject to a tolerance of + or - 3%. Coloured RCF is manufactured from mixed waste plastic which can result in slight colour variation.

LUMBER

 Ever lasting

 Non absorbing

 Recycled

 Weather proof

RCF Range

- ✓ Signage
- ✓ Planters
- ✓ Litter Bins
- ✓ Picnic Tables
- ✓ Lumber & Fencing
- ✓ Bollards & Gates

T: 01646 682350

W: www.recycledcompositefurniture.co.uk

E: info@recycledcompositefurniture.co.uk


LIMITED

DECKING

RCF Product Range- DECKING

RCF are a timeless, durable and weather proof decking solution which offers year after year quality. Our recycled plastic decking will not rot, splinter, crack or degrade with age.

Unlike conventional wooden decking, RCF requires no annual maintenance, staining or painting. RCF decking can be used for board-walks, jetties, cycle ways, pathways as well as for domestic applications such as patios or entertainment areas.

RCF decking is available in following size and colours:

40mm x 150mm x 3100mm Jet Black, Earth Brown - Pallet Quantity 120 - Weight 16.22kg

See individual products for available colours



Jet Black



Earth Brown

✓ Tough

✓ Durable

✓ Strong

✓ Wide Range

✓ Versatile

✓ Environmentally Friendly

✓ Low Maintenance

 Ever lasting

 Non absorbing

 Recycled

 Weather proof

RCF Range

- ✓ Signage
- ✓ Planters
- ✓ Litter Bins
- ✓ Picnic Tables
- ✓ Lumber & Fencing
- ✓ Bollards & Gates



All dimensions are subject to a tolerance of + or - 3%.
Coloured RCF is manufactured from mixed waste plastic which can result in slight colour variation.

GENERAL INFORMATION

The decking boards available from RCF are manufactured at a length of 3100mm, can be worked on using standard hardwood working tools and in the same manner as hardwood. Decking boards can be attached by stainless steel countersunk screws or by connect system clips, this allows for:




Easy and quick installation.



Automatic placement of the boards at the correct parallel distance.



Aesthetically pleasing installation.



Expansion & contraction of the boards with temperature fluctuations

PREPARATION

GROUND PREPARATION

- The subsoil needs to be firm, smooth and stable
- The soil needs to slope at least 10mm per metre lengthways to the direction of the boards

TOOLS

Always use stainless steel screws when:

- Attaching the connect system clips to the RCF posts; 3,5 x 30mm
- Connecting the RCF posts to each other; 5 x 100mm
- Connecting RCF decking boards to the support frame

RCF POSTS

RCF posts are available in standard dimensions of 50mm square. To ensure the RCF posts are fully weight-bearing they must be placed onto a suitable weight-bearing subsoil.

MAXIMUM DISTANCE BETWEEN THE RCF POSTS:

Angle between posts & decking boards	90°	45°
Recommended distance between the posts	350mm	250mm

RECOMMENDATION: To ensure correct drainage, place the boards lengthways at a right angle to the direction of the wall. This means the RCF posts are placed parallel to the wall ensuring the boards slope away from the wall.

- ✓ Tough
- ✓ Versatile
- ✓ Durable
- ✓ Environmentally Friendly
- ✓ Strong
- ✓ Low Maintenance
- ✓ Wide Range

All dimensions are subject to a tolerance of + or - 3%.
Coloured RCF is manufactured from mixed waste plastic which can result in slight colour variation.

DECKING

∞ Ever lasting

☂ Non absorbing

♻ Recycled

☁ Weather proof

RCF Range

- ✓ Signage
- ✓ Planters
- ✓ Litter Bins
- ✓ Picnic Tables
- ✓ Lumber & Fencing
- ✓ Bollards & Gates

Ever lasting

Non absorbing

Recycled

Weather proof

RCF Range

- ✓ Signage
- ✓ Planters
- ✓ Litter Bins
- ✓ Picnic Tables
- ✓ Lumber & Fencing
- ✓ Bollards & Gates

TOOLS



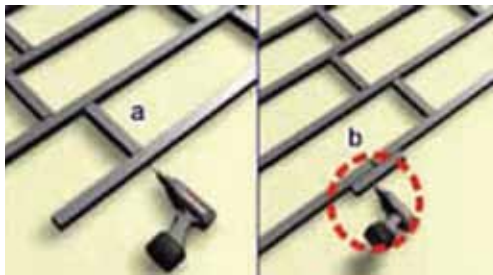
STAINLESS STEEL SCREWS



POST INSTALLATION

RCF POSTS ARE AN IDEAL SOLUTION FOR STABILISING CORNER JOINTS.

1. The RCF posts are placed directly onto the subsoil but are not anchored to the ground.
2. To ensure a stable structure, it is advised to attach crossbeams between the posts; this will also make it easier to install the boards.
3. Where more than one post is required to run the length of the application, the posts need to be attached to each other. This can be achieved by sawing off a piece of post and screwing it to both posts at the join.
4. Where two boards abut along the length of the application, this requires two posts to support the ends of the boards, i.e. one post is required to support the end of one board and another post is needed to support the start of the next board.



RECOMMENDATION: Always allow a 50mm minimum expansion gap between the post and any wall. Only allow a 50mm overhang of the board at the ends of the application.

✓ Tough

✓ Durable

✓ Strong

✓ Wide Range

✓ Versatile

✓ Environmentally Friendly

✓ Low Maintenance

All dimensions are subject to a tolerance of + or - 3%.

Coloured RCF is manufactured from mixed waste plastic which can result in slight colour variation.

DECKING BOARDS

Decking boards have a manufactured length of 3100mm. Small tolerances of +/- 3% of overall length is normal. The cross ends of the boards display extrusion rests, these should be sawn off prior to installation.

Decking can be supplied with or without grooves which will offer choice of installation method.

DECKING BOARDS WITHOUT SIDE GROOVES


1. The decking boards should be attached to the RCF support frame with stainless steel countersunk screws.
2. Recommended gap size between boards is 5mm and 10mm expansion gaps on adjoining ends.

DECKING BOARDS WITH GROOVES

1. Should be attached to the RCF support frame by the connect system clips.



Decking boards with side grooves



Decking boards without side grooves

DECKING BOARD INSTALLATION

1. The decking boards should be attached to the RCF posts by the connect system clips.
2. Each board is moulded with a groove on each length to allow the clips to glide into place.
3. The first row of boards will only require attaching to one side.
4. Screw the first row of clips to the RCF posts and guide the board(s) over the clips.
5. Always ensure the clips are secured in a straight line on the RCF posts and always take into account the minimum 10mm expansion gap.
6. Once the first row of boards are laid, slide the second row of connect system clips into the opposite board groove and secure to the RCF post.

Where two boards abut each other lengthways, it is recommended that these adjoining ends are fixed to the RCF posts by headless stainless steel nails to allow expansion at the opposite end where sufficient gap has been left to accommodate this.

RECOMMENDATION: It is advisable to saw all the boards to the required length at the same time in the same environmental conditions to prevent shrinkage/expansion due to temperature fluctuations. For applications where more than one board is used in the overall length, it is advised to lay the boards in a half-offset staggered formation.

- ✓ Tough
- ✓ Durable
- ✓ Strong
- ✓ Wide Range
- ✓ Versatile
- ✓ Environmentally Friendly
- ✓ Low Maintenance

All dimensions are subject to a tolerance of + or - 3%.

Coloured RCF is manufactured from mixed waste plastic which can result in slight colour variation.

DECKING

∞ Ever lasting

☹ Non absorbing

♻ Recycled

☁ Weather proof

RCF Range

- ✓ Signage
- ✓ Planters
- ✓ Litter Bins
- ✓ Picnic Tables
- ✓ Lumber & Fencing
- ✓ Bollards & Gates

T: 01646 682350

W: www.recycledcompositefurniture.co.uk

E: info@recycledcompositefurniture.co.uk

**RCF**
LIMITED



Ever lasting



Non absorbing



Recycled



Weather proof

RCF Range

- ✓ Signage
- ✓ Planters
- ✓ Litter Bins
- ✓ Picnic Tables
- ✓ Lumber & Fencing
- ✓ Bollards & Gates

EXPANSION INTERVALS

The lower the temperature during installation, the more the boards may expand. The decking boards have a maximum linear expansion of 0.109mm per m per 10°C. It is vital to calculate the maximum expansion of the boards in order to calculate the correct distance between boards/wall/borders.



FINISHING

Upon installation the application can be finished with a border. There are a choice of colours available to compliment the application and the range of profiles border types.



EXAMPLE 1

Border with square 80x80mm board.
Saw the boards to size using a mitre and screw to the RCF posts.



EXAMPLE 2

Border with corbelling (50x120mm board with board 30x150mm). Saw the 50x120mm board to size in a mitre and screw to the RCF posts before attaching the decking boards. Finish the border, after you placed the decking boards with a 30x150mm board screwed to the 50x120mm board.



EXAMPLE 3

Vertical board. Choose a board from the range (ie 50x120mm) and screw it vertically to the RCF posts. As these boards are 120mm high, the board will need to be placed a few mm in the soil to make it level with the decking boards.



EXAMPLE

- Installation of 3.1m decking at a temperature of 15°C
 - Max. temperature expected 40°C
 - Temperature at installation 15°C
 - Temperature difference 25°C
 - Interval = 0.109mm per m per 10°C
- $$= 0.109\text{mm} \times 3.1 \times 25$$
- $$= 8.44\text{mm}$$




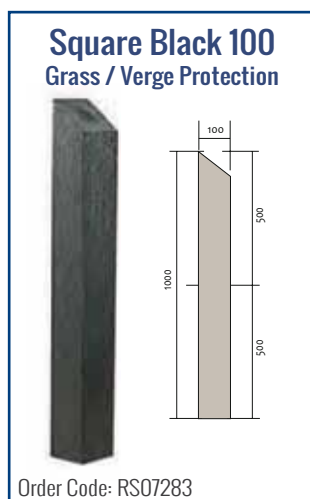
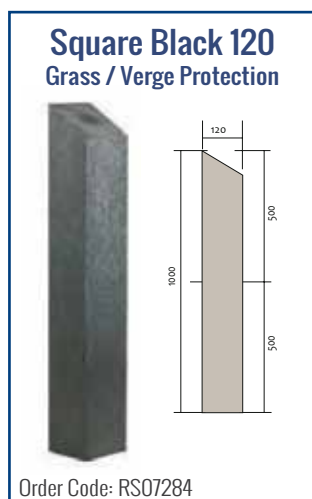


- ✓ Tough
- ✓ Durable
- ✓ Strong
- ✓ Wide Range
- ✓ Versatile
- ✓ Environmentally Friendly
- ✓ Low Maintenance

All dimensions are subject to a tolerance of + or - 3%.
Coloured RCF is manufactured from mixed waste plastic which can result in slight colour variation.

RCF Product Range - SQUARE BASED BOLLARDS

RCF bollards are uniquely manufactured from 100% recycled waste agricultural polythene films. This waste film is mostly used silage wrap and is recovered from farms throughout the UK and Ireland. It is this feedstock which gives RCF bollards the exceptional high strength properties which are far superior to its competitors.

The environmental credentials for all RCF products are without parallel. The collected waste agricultural films are recycled into plastic pellets and re-manufactured into RCF at BPI Recycled Products ES 14001 accredited factory in Dumfries. This is the only factory in the UK capable of recycling these waste materials. RCF does not rot, splinter, discolour or degrade with age. It is maintenance free, is resistant to most chemicals and can itself be fully recycled at the end of its working life.



- ✓ Tough
- ✓ Durable
- ✓ Strong
- ✓ Wide Range
- ✓ Versatile
- ✓ Environmentally Friendly
- ✓ Low Maintenance

Unless otherwise stated, RCF Bollards require a minimum below ground depth of 450mm to 500mm and 400mm square. Setting in concrete to a strength of 23kN is preferred. Positioning pegs are available for keying into the concrete where bollards are supplied with a pre-drilled hole located approximately 200mm up from the base. All bollards are black unless stated otherwise.

BOLLARDS



RCF Range

- ✓ Signage
- ✓ Planters
- ✓ Litter Bins
- ✓ Picnic Tables
- ✓ Lumber & Fencing
- ✓ Bollards & Gates

T: 01646 682350
W: www.recycledcompositefurniture.co.uk
E: info@recycledcompositefurniture.co.uk



BOLLARDS

Ever lasting

Non absorbing

Recycled

Weather proof

RCF Range

- ✓ Signage
- ✓ Planters
- ✓ Litter Bins
- ✓ Picnic Tables
- ✓ Lumber & Fencing
- ✓ Bollards & Gates

RCF Product Range - ROUND BASED BOLLARDS

RCF round based bollards are available in a range of diameters. A choice of round or square tops are available, together with options for banding. All round based bollards are black and 1500mm in length.

SIZES AVAILABLE

Product	Diameter	Pallet Quantity	Weight (per bollard)
RS017283	100mm	70	9.65kg
RS017284	120mm	60	14.58kg
RS017285	150mm	50	23.56kg

CLASS 1 DIAMOND GRADE BANDING AVAILABLE:

20mm in red, white or half red/ half white

50mm in red, white or half red/ half white

80mm in red, white or half red/ half white

When ordering please specify style of top required and if banding is required please specify size, colour and quantity. Standard banding is 1 × 50mm, 1 × 80mm or 3 × 20mm. If you have other requirements please discuss with our sales team.



✓ Tough

✓ Durable

✓ Strong

✓ Wide Range

✓ Versatile

✓ Environmentally Friendly

✓ Low Maintenance

Unless otherwise stated, RCF Bollards require a minimum below ground depth of 450mm to 500mm and 400mm square.

Setting in concrete to a strength of 23kN is preferred. Positioning pegs are available for keying into the concrete where bollards are supplied with a pre-drilled hole located approximately 200mm up from the base. All bollards are black unless stated otherwise.

RCF Product Range - BOLLARD EXTRAS

Steel Inserts to improve high impact resistance	
RS017299	1
	2 - 10
	11 - 20
	21+
Red and / or white reflective plates	
Approximate size - 70mm x 110mm	
Sockets - Removable / Lockable	
RS017313	To suit 120mm diameter bollard
RS017314	To suit 150mm diameter bollard
RS017315	To suit 150mm square bollard
Sockets - Surface Mounted	
RS017318	To suit 120mm diameter bollard
RS017316	To suit 150mm diameter bollard
RS017317	To suit 150mm square bollard
Sockets - Knock-Down Bollard	
RS017320	To suit 120mm diameter bollard
RS017319	To suit 150mm diameter bollard
RS017321	To suit 150mm square bollard
Black - with a choice of white or red reflective panel	
Size 30mm x 90mm x 1000mm	
RS01794	Delineator with white panel
RS01795	Delineator with red panel



- ✓ Tough
- ✓ Durable
- ✓ Strong
- ✓ Wide Range
- ✓ Versatile
- ✓ Environmentally Friendly
- ✓ Low Maintenance

Unless otherwise stated, RCF Bollards require a minimum below ground depth of 450mm to 500mm and 400mm square. Setting in concrete to a strength of 23kN is preferred. Positioning pegs are available for keying into the concrete where bollards are supplied with a pre-drilled hole located approximately 200mm up from the base. All bollards are black unless stated otherwise.

BOLLARDS

∞ Ever lasting

Non absorbing

Recycled

Weather proof

RCF Range

- ✓ Signage
- ✓ Planters
- ✓ Litter Bins
- ✓ Picnic Tables
- ✓ Lumber & Fencing
- ✓ Bollards & Gates

T: 01646 682350
W: www.recycledcompositefurniture.co.uk
E: info@recycledcompositefurniture.co.uk

RCF
LIMITED

FENCING & GATES

 Ever lasting

 Non absorbing

 Recycled

 Weather proof

RCF Range

- ✓ Signage
- ✓ Planters
- ✓ Litter Bins
- ✓ Picnic Tables
- ✓ Lumber & Fencing
- ✓ Bollards & Gates

RCF Product Range - FENCING & GATES

RCF recycled plastic fencing is an environmentally superior alternative to traditional timber fencing. Our recycled plastic fences and gates will not rot, splinter, crack or degrade with age.

Unlike conventional timber fencing, RCF requires no annual maintenance, staining or painting.



Knee Rail Fencing

Depending on your choice of fencing, rails and posts will either be fixed or mortised. Posts are available with flat, chamfered or bevelled tops for trip rail fencing.



Close Board Fencing

RCF Close Board Fencing is used to form a solid screen, similar to picket / pale fencing. The pales are fixed to both sides of the rails and staggered to create the look of a close board panel.



Picket / Pale Fencing

RCF Picket/Pale Fencing can be used in conjunction with either the face fixed or mortised post and rail types. Picket/Pales are face fixed onto the rails vertically and positioned just above ground level to the top of the post.



Post and Rail Fencing

RCF Post and Rail Fencing can be used in conjunction with either the face fixed or mortised post and rail types. Rails are face fixed onto the posts horizontally and positioned parallel to each other.



Log Roll Fencing / Revetment Wall

RCF Log Roll Fencing or edging is ideal to use in curved borders, or edging. It can be used as part of water retaining walls, edging walls, flower beds or just to create garden features.



Birdsmouth Fencing

Birdsmouth fencing is ideal for creating an attractive and strong boundary. Posts supplied with a V cut for simple and quick installation. Fixing straps available.

See individual products for available colours

Black



Jet Black


Natural



Earth Brown



Slate Grey




Olive Green

Rainbow



Apple Green



Canary Yellow



Cobalt Blue



Cranberry Red

✓ Tough

✓ Durable

✓ Strong

✓ Wide Range

✓ Versatile

✓ Environmentally Friendly

✓ Low Maintenance

All sizes for fully fabricated items. All dimensions are subject to a tolerance of + or - 3%.

Coloured RCF is manufactured from mixed waste plastic which can result in slight colour variation.

Technical Installation Guide - FENCING & GATES

Please allow for expansion and contraction which would necessitate a 10mm-15mm expansion gap between rail ends inside post joint and when drilling rails to posts, drill holes should be slightly oversized by 3mm to accept screws or, as an alternative method, insert a 10mm slot which will allow movement in the fencing. Fully tighten all screws and then back turn screw, half a turn, anti-clockwise. Use standard 3.1 metre lengths of rail by staggering the rail joints 1 metre to 1.55 metres maximum between posts.

ADDITIONAL OPTIONS - TOPS AVAILABLE FOR POSTS:

Black posts can have either flat, chamfered or bevelled tops. All birdsmouth/trip rail posts have inverted V notches. Brown, grey or green posts are flat tops only.

MORTISING REQUIREMENTS:

A mortising service is available to accept the rails for intermediate, corner and end posts. We need clarification of where the mortises need to be positioned on the posts when an order is placed.

TOPS AVAILABLE FOR PICKETS/PALES: Flat, Semi-Circular or Pointed.

HEIGHTS OF FENCING: 4' (1220mm) above ground level
5' (1525mm) above ground level
6' (1830mm) above ground level

SECTIONS RECOMMENDED - POSTS: All Posts 100mm square x height required and an additional minimum of 500mm for below ground fixing.

BIRDSMOUTH RAILS: 80mm square x 3100mm long or 100mm square x 3100mm long.

RAILS: Depending on your choice of fencing colour, use 50mm x 100mm or 50mm x 120mm rails for post and rail types that will either be face fixed or mortised. 40mm x 100mm or 40mm x 120mm rails for picket and pale or close board types and for birdsmouth / trip rail types, 80mm square or 100mm square.

PALES / PICKETS: Black, brown or grey pales would be 20mm x 100mm, green pales would be 35mm x 105mm

RECOMMENDED CENTRING OF POSTS: No more than 1500mm.

✓ Tough ✓ Durable ✓ Strong ✓ Wide Range
✓ Versatile ✓ Environmentally Friendly ✓ Low Maintenance

All sizes for fully fabricated items. All dimensions are subject to a tolerance of + or - 3%.
Coloured RCF is manufactured from mixed waste plastic which can result in slight colour variation.

FENCING & GATES

 Ever lasting

 Non absorbing

 Recycled

 Weather proof

RCF Range

- ✓ Signage
- ✓ Planters
- ✓ Litter Bins
- ✓ Picnic Tables
- ✓ Lumber & Fencing
- ✓ Bollards & Gates

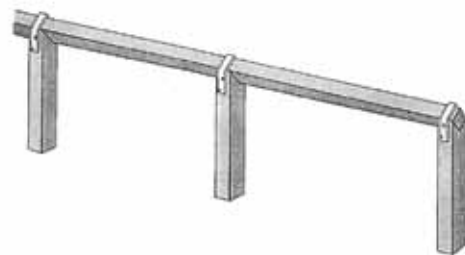
T: 01646 682350
W: www.recycledcompositefurniture.co.uk
E: info@recycledcompositefurniture.co.uk


LIMITED

BIRDSMOUTH FENCING

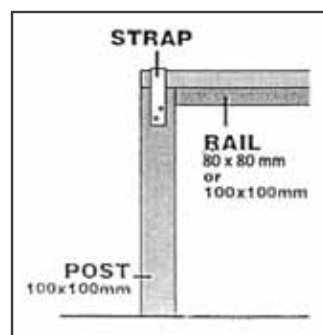
RCF Product Range - BIRDSMOUTH FENCING

Birdsmouth Fencing is ideal for creating an attractive and strong boundary. Posts supplied with a V cut for simple and quick installation. Fixing straps available.



INSTALLATION RECOMMENDATIONS

- Posts to be secured in a concrete bed
- Stainless steel and galvanised straps available
- Minimum gap of 20mm must be left between rails to allow for thermal linear expansion
- Stainless steel screws recommended in preference to nails
- Maximum post to post spacing is 1000mm



POSTS SUPPLIED WITH V SHAPE TOP

- 100mm x 100mm x 1000mm
- 100mm x 100mm x 1500mm
- Other lengths available upon request



RAILS: 80mm x 80mm x 3100mm | 100mm x 100mm x 3100mm

STRAPS: L shape galvanised 90mm wide x 500mm long

L shape stainless steel 70mm wide x 500mm long

2 piece straps for rail joints – see image attached.



Jet Black



Earth Brown

✓ Tough

✓ Versatile

✓ Durable

✓ Environmentally Friendly

✓ Strong

✓ Wide Range

✓ Low Maintenance

All sizes for fully fabricated items. All dimensions are subject to a tolerance of + or - 3%.

Coloured RCF is manufactured from mixed waste plastic which can result in slight colour variation.

Ever lasting

Non absorbing

Recycled

Weather proof

RCF Range

- ✓ Signage
- ✓ Planters
- ✓ Litter Bins
- ✓ Picnic Tables
- ✓ Lumber & Fencing
- ✓ Bollards & Gates

RCF Product Range - BENCHES

Sloper Bench



Traditional Backless Bench



Fully Moulded Bench



Moulded Backless Bench



Metal Frame Bench




Planter Bench



See individual products for available colours

Black



Jet Black

Natural



Earth Brown



Slate Grey



Olive Green

Rainbow



Apple Green



Canary Yellow



Cobalt Blue



Cranberry Red

- ✓ Tough
- ✓ Durable
- ✓ Strong
- ✓ Wide Range
- ✓ Versatile
- ✓ Environmentally Friendly
- ✓ Low Maintenance

All sizes for fully fabricated items. All dimensions are subject to a tolerance of + or - 3%.
Coloured RCF is manufactured from mixed waste plastic which can result in slight colour variation.

BENCHES

∞ Ever lasting

Non absorbing

♻ Recycled

☁ Weather proof

Also Available

- ✓ Extended legs
- ✓ Ground anchors
- ✓ Memorial plaques
- ✓ Corporate logo service
- ✓ Bespoke designs
- ✓ Parasol hole

RCF Range

- ✓ Signage
- ✓ Planters
- ✓ Litter Bins
- ✓ Picnic Tables
- ✓ Lumber & Fencing
- ✓ Bollards & Gates

T: 01646 682350
W: www.recycledcompositefurniture.co.uk
E: info@recycledcompositefurniture.co.uk

RCF
LIMITED

RCF Product Range - BENCHES

RCF recycled plastic benches are available in various designs and colours, suitable for all ground surfaces and are maintenance free! Our furniture will not rot, splinter, crack or degrade. Our range of benches can be customised to your needs and are available with memorial plaques or logos.

- Fully Moulded Bench
- Moulded Backless Bench
- Sloper Bench
- Traditional Backless Bench
- Metal Frame Bench
- Planter Bench


Product	Length (mm)	Seat Height (mm)	Seat Width (mm)	Height (mm)	Code	Colours	Weight (kg)
Sloper Bench	1690	440	500	900	RS017135	Black	94
					RS017136	Black & Natural	94
					RS017143	Black & Rainbow	94
Traditional Backless Bench	1550	520	450	520	RS017191	Black	79.5
					RS017192	Black & Natural	79.5
					RS017199	Black & Rainbow	79.5
Fully Moulded Bench	1800	475	360	800	RS017171	Black	60
					RS017173	Black & Natural	60
					RS017172	Brown	60
Moulded Backless Bench	1800	430	360	430	RS017209	Black	49
					RS017211	Black & Natural	49
					RS017210	Brown	49
Metal Frame Bench	1800	480	460	860	RS017153	Black	75
					RS017154	Brown	75
					RS017161	Rainbow	75
Planter Bench	2110	470	360	500	RS017229	Black	125
					RS017231	Black & Natural	125
					RS017238	Black & Rainbow	125

Also Available

- ✓ Extended legs
- ✓ Ground anchors
- ✓ Memorial plaques
- ✓ Corporate logo service
- ✓ Bespoke designs
- ✓ Parasol hole

See individual products for available colours

Black



Jet Black

Natural



Earth Brown



Slate Grey



Olive Green

Rainbow



Apple Green



Canary Yellow



Cobalt Blue



Cranberry Red

- ✓ Tough
- ✓ Durable
- ✓ Strong
- ✓ Wide Range
- ✓ Versatile
- ✓ Environmentally Friendly
- ✓ Low Maintenance

All sizes for fully fabricated items. All dimensions are subject to a tolerance of + or - 3%.
Coloured RCF is manufactured from mixed waste plastic which can result in slight colour variation.

RCF Product Range - PICNIC TABLES



Adult Picnic Table



Walk-Through Picnic Table



Wheelchair Access Table



Large Round Picnic Table



Activity Picnic Table

Activity Table Game Top Options

- ✓ Four-in-a-Row & Ludo
- ✓ Double Snakes & Ladders
- ✓ Chess & Draughts
- ✓ Playtown
- ✓ Double Mazes
- ✓ Snakes & Ladders + Maze
- ✓ Snakes & Ladders + Chess
- ✓ Write-on/Dry Wipe
- ✓ Solar System
- ✓ Noughts & Crosses
- ✓ Sudoku
- ✓ World Map



See individual products for available colours

Black



Jet Black

Natural



Earth Brown



Slate Grey



Olive Green

Rainbow



Apple Green



Canary Yellow



Cobalt Blue



Cranberry Red

- ✓ Tough
- ✓ Durable
- ✓ Strong
- ✓ Wide Range
- ✓ Versatile
- ✓ Environmentally Friendly
- ✓ Low Maintenance

All sizes for fully fabricated items. All dimensions are subject to a tolerance of + or - 3%.
Coloured RCF is manufactured from mixed waste plastic which can result in slight colour variation.

PICNIC TABLES

Ever lasting

Non absorbing

Recycled

Weather proof

Also Available

- ✓ Extended legs
- ✓ Ground anchors
- ✓ Memorial plaques
- ✓ Corporate logo service
- ✓ Bespoke designs
- ✓ Parasol hole

RCF Range

- ✓ Signage
- ✓ Planters
- ✓ Litter Bins
- ✓ Picnic Tables
- ✓ Lumber & Fencing
- ✓ Bollards & Gates

T: 01646 682350
W: www.recycledcompositefurniture.co.uk
E: info@recycledcompositefurniture.co.uk

RCF
LIMITED

RCF Product Range - PICNIC TABLES

RCF picnic tables make vibrant and hard wearing additions to any open space or garden. Our recycled plastic furniture will not rot, splinter, crack or degrade with age. RCF furniture can be customised to your needs and is available with memorial plaques or corporate logo.


Product	Overall Length (mm)	Overall Width (mm)	Code	Colours	Weight (kg)
Adult Picnic Table	1550	1420	RS017000	Black	118.51
			RS017004	Brown	118.51
			RS017001	Black & Natural	118.51
			RS017011	Black & Rainbow	118.51
Junior Picnic Table	1220	1140	RS017024	Black	71.98
			RS017028	Brown	71.98
			RS017025	Black & Natural	71.98
			RS017035	Black & Rainbow	71.98
Walk-Through Picnic Table	1500	1460	RS017048	Black	161.94
			RS017049	Black & Natural	161.94
			RS017056	Black & Rainbow	161.94
Wheelchair Access Table	1550	1420	RS017066	Black	118.00
			RS017067	Black & Natural	118.00
			RS017074	Black & Rainbow	118.00
Adult Activity Table	1550	1420	RS017084	Black	118.51
			RS017085	Black & Natural	118.51
			RS017092	Black & Rainbow	118.51
Junior Activity Table	1550	1140	RS017102	Black	71.98
			RS017103	Black & Natural	71.98
			RS017110	Black & Rainbow	71.98
Large Round Picnic Table	1940	1940	RS017127	Black	240.00
			RS017128	Black & Natural	240.00
			RS017130	Black & Green	240.00

Also Available

- ✓ Extended legs
- ✓ Ground anchors
- ✓ Memorial plaques
- ✓ Corporate logo service
- ✓ Bespoke designs
- ✓ Parasol hole

See individual products for available colours

Black



Jet Black


Natural



Earth Brown



Slate Grey



Olive Green

Rainbow



Apple Green



Canary Yellow



Cobalt Blue



Cranberry Red

- ✓ Tough
- ✓ Durable
- ✓ Strong
- ✓ Wide Range
- ✓ Versatile
- ✓ Environmentally Friendly
- ✓ Low Maintenance

All sizes for fully fabricated items. All dimensions are subject to a tolerance of + or - 3%. Coloured RCF is manufactured from mixed waste plastic which can result in slight colour variation.

RCF Product Range - BINS & PLANTERS



Compost Bin



Dome Top Bin



Square Litter Bin



Planter with Corner Posts




Planter with Rim




Round Litter Bin

See individual products for available colours



Jet Black



Earth Brown



Slate Grey



Olive Green

- ✓ Tough
- ✓ Durable
- ✓ Strong
- ✓ Wide Range
- ✓ Versatile
- ✓ Environmentally Friendly
- ✓ Low Maintenance

All sizes for fully fabricated items. All dimensions are subject to a tolerance of + or - 3%.
Coloured RCF is manufactured from mixed waste plastic which can result in slight colour variation.

BINS & PLANTERS

 Ever lasting

 Non absorbing

 Recycled

 Weather proof

RCF Range

- ✓ Signage
- ✓ Planters
- ✓ Litter Bins
- ✓ Picnic Tables
- ✓ Lumber & Fencing
- ✓ Bollards & Gates

T: 01646 682350
W: www.recycledcompositefurniture.co.uk
E: info@recycledcompositefurniture.co.uk


LIMITED

BINS & PLANTERS

RCF Product Range - BINS & PLANTERS


RCF recycled plastic bins and planters will complement any garden, town centre, school, leisure or play area. Unlike conventional wooden planters or litter bins, RCF products require no annual maintenance or painting.

Product	Height (mm)	Width (mm)	Depth (mm)	Weight (kg)	Capacity	Jet Black	Slate Grey	Earth Brown	Olive Green
Compost Bin with Base	900	800	800	53.06	576L	✓	✓*	✓	✓*
Compost Bin without Base	900	800	800	45	576L	✓	✓*	✓	✓*
Dome Top Bin	1150	500	430	53.06	100L	✓	✓*	✓	✓*
Square Litter Bin	1000	560		53.06	100L	✓	✓*	✓	✓*
Planter with Corner Posts	500	450	450	45	100L	✓	✓*	✓	✓*
Planter with Rim 500mm Square	450	500	500	62	100L	✓	✓*	✓	✓*
Planter with Rim 1000mm Square	450	1000	1000	85	450L	✓	✓*	✓	✓*
Round Litter Bin	950	650	650	53.06	100L	✓	✓*	✓	✓*

* May incur longer lead times



See individual products for available colours



Jet Black



Earth Brown



Slate Grey



Olive Green

Ever lasting

Non absorbing

Recycled

Weather proof

RCF Range

- ✓ Signage
- ✓ Planters
- ✓ Litter Bins
- ✓ Picnic Tables
- ✓ Lumber & Fencing
- ✓ Bollards & Gates


- ✓ Tough
- ✓ Durable
- ✓ Strong
- ✓ Wide Range
- ✓ Versatile
- ✓ Environmentally Friendly
- ✓ Low Maintenance

All sizes for fully fabricated items. All dimensions are subject to a tolerance of + or - 3%.
Coloured RCF is manufactured from mixed waste plastic which can result in slight colour variation.

RCF Product Range - SIGNAGE

RCF recycled plastic signposts are an important feature of any well planned street, park, nature reserve or public area. Our recycled plastic furniture will not rot, splinter, crack or degrade with age. Our signage designs can be customised to your needs, and are also available with memorial plaques or corporate logo.

RCF signs have attained a high level of credibility since their initial development in 1984 and have proven to be the 'green alternative' to timber, metal and concrete signs. They require no maintenance and have no scrap value.



Jet Black



Earth Brown

- ✓ Tough
- ✓ Durable
- ✓ Strong
- ✓ Wide Range
- ✓ Versatile
- ✓ Environmentally Friendly
- ✓ Low Maintenance

All sizes for fully fabricated items. All dimensions are subject to a tolerance of + or - 3%. Coloured RCF is manufactured from mixed waste plastic which can result in slight colour variation.

SIGNAGE



Ever lasting



Non absorbing



Recycled



Weather proof

Also Available

- ✓ Waymarker Posts
- ✓ Street Name Plates
- ✓ Information Boards
- ✓ Management Posts
- ✓ Nature Reserve Signs
- ✓ Nature Trail Signs
- ✓ Roundabout Sponsorship

RCF Range

- ✓ Signage
- ✓ Planters
- ✓ Litter Bins
- ✓ Picnic Tables
- ✓ Lumber & Fencing
- ✓ Bollards & Gates

T: 01646 682350

W: www.recycledcompositefurniture.co.uk

E: info@recycledcompositefurniture.co.uk



 Ever lasting

 Non absorbing

 Recycled

 Weather proof

Also Available

- ✓ Waymarker Posts
- ✓ Street Name Plates
- ✓ Information Boards
- ✓ Management Posts
- ✓ Nature Reserve Signs
- ✓ Nature Trail Signs
- ✓ Roundabout Sponsorship

RCF Range

- ✓ Signage
- ✓ Planters
- ✓ Litter Bins
- ✓ Picnic Tables
- ✓ Lumber & Fencing
- ✓ Bollards & Gates

RCF Product Range - SIGNAGE

FINGER SIGNAGE POSTS



FINGER POST INSTALLATION

An average below ground depth of 650mm leaving enough space, approximately the width of the post, either side of where the post is to be placed. As the hole is excavated, remove any stones, then fill with concrete and thoroughly compact around the base of the post.

Long nails or metal pegs could be used to key the post into the concrete. This will also aid stability. It is recommended that finger posts are installed to a maximum height of 2.5 metres above ground level. The fingers should be mortised into the post, three quarter through, and then glued and secured with two dowels.

ADDITIONAL OPTIONS

All posts can have either flat, bevelled or chamfered tops which enhance the finish of the signs product. Corporate logos can also be added, along with various text and font styles.

STREET NAME PLATES



STREET NAME PLATES INSTALLATION

80mm square posts (legs of the sign) require a 450mm square x 450mm deep area, to both legs, for installation. Backfill with compacted concrete and use an anchor pin, long nails or metal peg, to key into the concrete and aid stability. Posts would either be mortised or plain, depending on whether the backboards need to be recessed into the post or face fixed. Backboards can have a maximum of 12-13 letters per line where road name applies.

ADDITIONAL OPTIONS

All posts are available with either flat, bevelled or chamfered tops which enhance the finish of the signs product. Corporate logos can also be added, along with various text and font styles. We also offer Finger Post, Waymarker Posts, Information Boards, Management Posts, Nature Reserve Signs, Nature Trail Signs and Roundabout Sponsorship Signs, which are all suitable for any outdoor environment.

WAY MARKER SIGNS & BOARDS



WAY MARKER SIGNS AND INFORMATION BOARDS

A concrete foundation setting is recommended with a minimum of 500mm of the RCF post below the ground. Average Waymarker sits around 1200mm above ground. Long nails or metal pegs could be used to key the post into the concrete. This will also aid stability.

ADDITIONAL OPTIONS

All posts can have either flat, bevelled or chamfered tops which enhance the finish of the signs product. Corporate logos can also be added, along with various text and font styles.

RCF Product Range - BESPOKE

BESPOKE GARDEN FURNITURE



BESPOKE ITEMS

We design bespoke items that will fit your personal requirements.

The nature of RCF materials means that they are as versatile as timber.

Long lasting, stylish items built to your specification - any shape or size.

RCF will design and create to suit your surroundings whether it's for home, garden, pubs, restaurants, cafe's, holiday lets, parks etc - the list is endless.

Check out our colour range as you can mix and match and the end result will be a unique item hand made using environmentally friendly recycled plastics.

Also Available

- ✓ Extended legs
- ✓ Ground anchors
- ✓ Memorial plaques
- ✓ Corporate logo service
- ✓ Bespoke designs
- ✓ Parasol hole

See individual products for available colours

Black



Jet Black

Natural



Earth Brown



Slate Grey



Olive Green

Rainbow



Apple Green



Canary Yellow



Cobalt Blue



Cranberry Red

BESPOKE

∞ Ever lasting

💧 Non absorbing

♻️ Recycled

☁️ Weather proof

RCF Range

- ✓ Signage
- ✓ Planters
- ✓ Litter Bins
- ✓ Picnic Tables
- ✓ Lumber & Fencing
- ✓ Bollards & Gates

T: 01646 682350

W: www.recycledcompositefurniture.co.uk

E: info@recycledcompositefurniture.co.uk

**RCF**
LIMITED

LUMBERKING GATES
DECKING TABLES
ENCHES SIGNAGE
PICNIC BOLLARDS
FENCES
BESPOKE



Ever lasting



Non absorbing



Recycled



Weather proof

T: 01646 682350
W: www.recycledcompositefurniture.co.uk
E: info@recycledcompositefurniture.co.uk

Units 9-10 Poolman Court, London Road Industrial Estate,
Pembroke Dock, Pembrokeshire, SA72 4RZ

**RCF**
LIMITED